



LIGHT STRIP

LS-UTL-48V-20M-12MM-XXK

Feature

- Uses high-quality components like Epistar/San'an chips, pure copper, and 99.99% gold wire.
- Maintains uniform brightness and colour over 50m (164ft) with single-side power.
- Available brightness levels: 1600lm/m, 1100lm/m, and 600lm/m.
- High efficiency up to 125lm/W, supports 48V input.
- High-density LED (130 LEDs/m) enables dot-free lighting with aluminium profiles

Applications

- Ideal for indirect lighting in architectural contours, corridors, stairs, ceilings, coves, handrails, skirtings, and barriers.
- Suitable for outdoor and utility areas like gardens, bridges, and lifts, providing consistent and flexible lighting solutions.



Specification

Part No.	Dimension	Colour	Style	Voltage	Power	Brightness	CRI	Increment	Max Run	IP Rating	Beam Angle
LS-UTL-48V-20M-12MM-30K	L20000*W12*H1mm	30K	SMD	48Vdc	14.4W/M	1301lm/m	Ra≥90	100mm	50m (1 Side) 100m (2 Side)	IP20	120°
LS-UTL-48V-20M-12MM-40K	L20000*W12*H1mm	40K	SMD	48Vdc	14.4W/M	1370lm/m	Ra≥90	100mm	50m (1 Side) 100m (2 Side)	IP20	120°
LS-UTL-48V-20M-12MM-30K	L20000*W12*H6mm	30K	SMD	48Vdc	14.4W/M	1172lm/m	Ra≥90	100mm	50m (1 Side) 100m (2 Side)	IP67	120°
LS-UTL-48V-20M-12MM-40K	L20000*W12*H6mm	40K	SMD	48Vdc	14.4W/M	1233lm/m	Ra≥90	100mm	50m (1 Side) 100m (2 Side)	IP67	120°



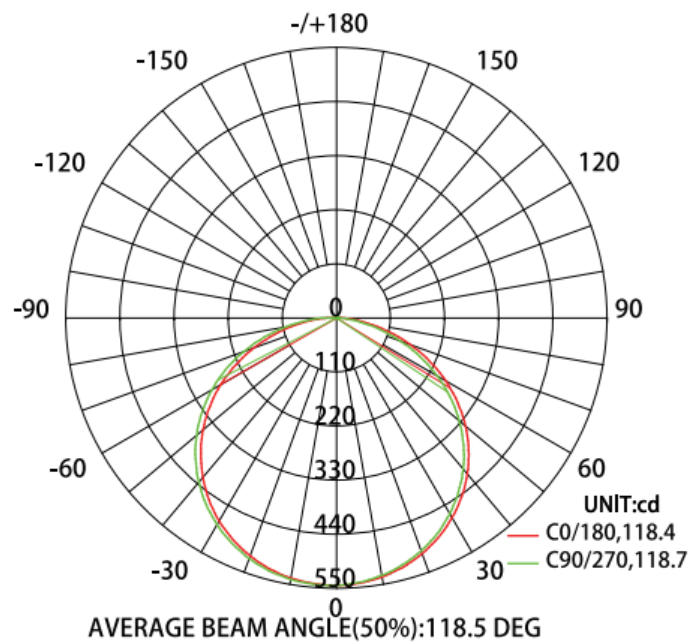
Parameter

General Parameters		Photoelectric Parameters	
Standard Length	(20/30/50)M [(65.6/98.4/164)ft.] (power fed on one side) (40/60/100)M [(131/197/328)ft.] (power fed on two sides)	Power \pm 10%	(14.4/9.6/4.8)W/M [(4.39/2.93/1.46)W/ft.]
Min. Unit & LED QTY	100mm [3.94in.] & 13LEDs	Input Voltage	48VDC
LED Type	SMD2835 white	LED Current	(30/20/10)mA/LED
LED QTY	130 LEDs/M [39 LEDs/ft.]	LED CCT & Wavelength	2700K/3000K/3500K/4000K/5000K/6500K
PCB Type	3oz white FPC, OSP	SDCM	ErP & ANSI Norm, 3 step
Operating Ambient	Ta(working): -20~45°C [-4~113°F] & Tstg(storage): -20~60°C [-4~140°F]	CRI	Ra \geq 80 & 90
Warranty	5 years	Beam Angle	120°
Lifespan	L70 \geq 50,000@Tc \leq 65°C [149°F] (Tc is temperature of LED pin)	Dimming Method	PWM (dimmable driver like RF, Bluetooth, 0/1-10V, Triac, DALI, DMX, WIFI etc.)
Certification	CE, UL, CB, SAA, RoHS, LM80		

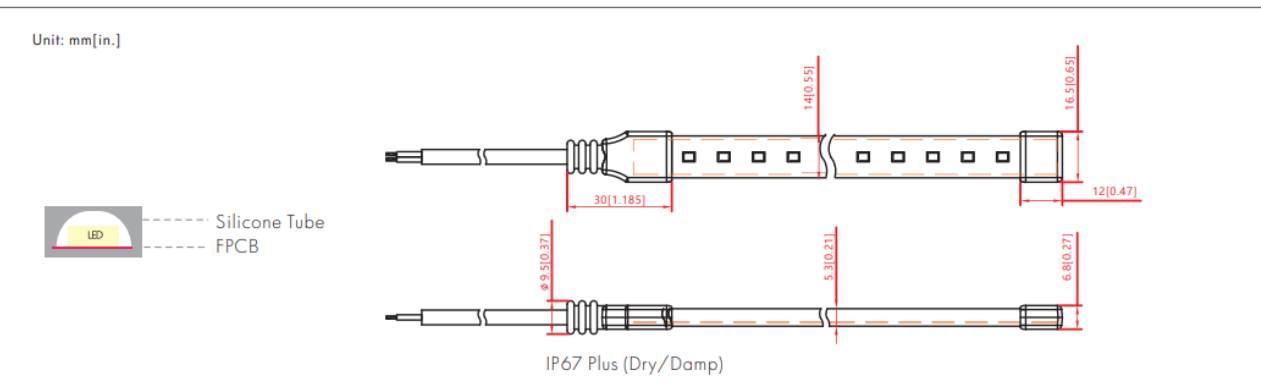
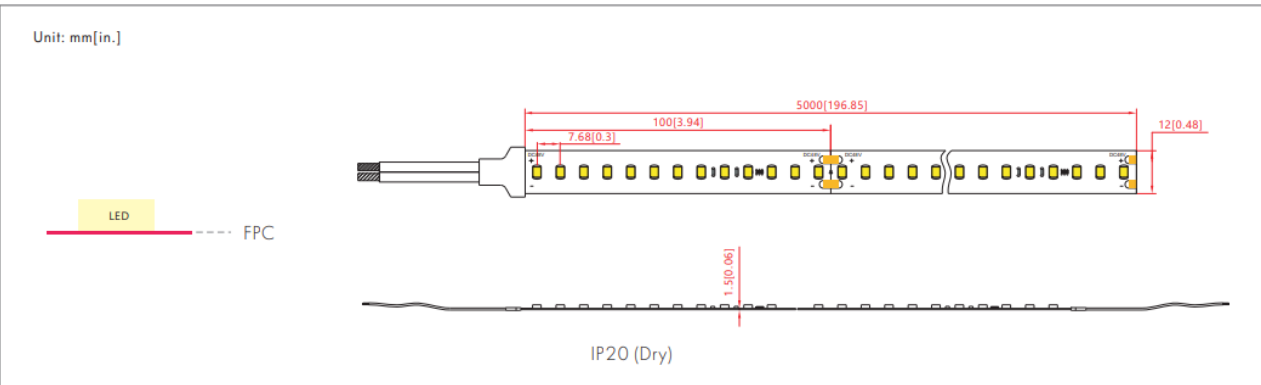
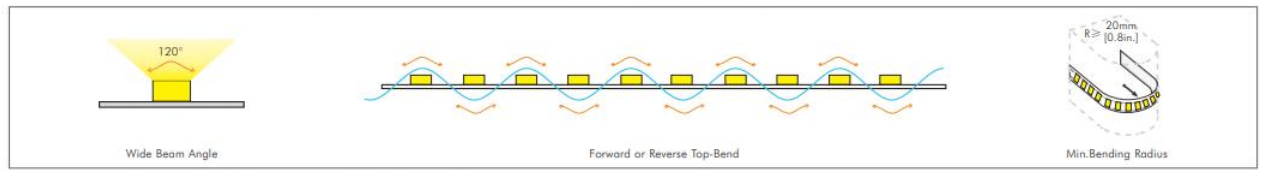
Note:

1. Dimension and optical parameters such as lumen flux, CCT, etc. of the waterproof product may vary compared with the IP20 version.
2. Luminous flux for CCT 2700K is 10% lower, for CCT 3000K/3500K is 5% lower, for CCT 5000K/6500K is the same, compared with 4000K.
3. Transmittance for IP54 Thin/IP54/IP67/IP68, 2700K/3000K is 95%, 3500K/4000K is 90%, 5000K/6500K is 80%; transmittance for IP65/ IP54 Plus/ IP67 Plus Thin/IP67 Plus is 95%.
4. Applying with extra heat sink is not necessary with self-cooling capacity.
5. 3M 300LSE yellow adhesive tape attached on backside, is standard configuration of Plus Series.
6. One end of 200mm red/white silicon cable or waterproof connector kit according to specific IP rating, is standard configuration of Plus Series.
7. Transparent reel and silvery ESD bag, are standard configuration of Plus Series.
8. Installation accessories such as clip, screw, plug etc. are all optional base on specific demand.
9. Power maintenance rate=actual measured power in a certain length/(a same certain length*actual measured power in 1M[3.28ft.] length); Brightness maintenance rate=actual measured brightness on the tail section in a certain length/actual measured brightness on the first section in a same certain length.

Spectroscopic Data



Dimensions and Diagrams



Document Revision

Revision	Description	Date	Author	Approver
1.0	Initial release	12 th January 2026	Jesse Jankelowitz	Michael Xu